



245 SERIES ALUMINIUM SLIDING DOOR (With Low Profile Sill)

Stud Opening inc 19mm Reveal	1560	1860	2160	2460
	Door size	1510	1810	2110

2110 2080				
	XF 2115	XF 2118	XF 2121	XF 2124

Stud Opening inc 19mm Reveal	2321	2771	3221	3671
	Door size	2271	2721	3171

2110 2080				
	FXF 2122	FXF 2127	FXF 2131	FXF 2136

Stud Opening inc 19mm Reveal	3040	3640	4240	4840
	Door size	2990	3590	4190

2110 2080				
	FXXF 2130	FXXF 2136	FXXF 2142	FXXF 2148

Standard Size Range

All measurements above are in millimeters and coded for ordering purposes.

Height is always given first. Door sizes are overall Aluminium frame size.

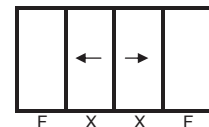
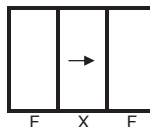
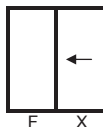
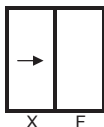
Stud opening with 19mm reveal (includes 10mm clearance)

When ordering please state requirements (XF,FX,FXF,FXXF).

All **handing** is viewed from the outside.

Non standard sizes & configurations, Fly screens and Reveals are also available on request. There is an additional charge for this service.

HANDING



Windows are always viewed from outside.

X = Sliding door Panel F = Fixed Panels

E AND OE